

## Programs-in-a Box

### Newborn Identification and Record Keeping by Sherrie Sparling & Dorothy Christiansen

#### Objectives

1. To identify newborn puppies in order to track growth and development.
2. To use the newborn identification chart to track heights and weights.
3. To use size measurements as guides for predicting adult height.

#### Points to Cover

1. Distribute litter information sheets and discuss how to indicate newborn markings. Also discuss other pertinent information required on the sheet such as birth order.
2. Distribute the size record sheet. Demonstrate how to do foreleg measurements for weeks one through five. (Maximum at 4 weeks is 4", preferably less)
3. Demonstrate how to do standing measures from age six weeks on. Use a puppy wicket or show how to measure against a wall.
4. Discuss basic size guidelines that pertain to most Sheltie litters regardless of line, using the Noble growth chart and simple weight guidelines
  - a. maximum at 6 weeks is 4 lbs.
  - b. maximum at 8 weeks is 6 lbs.
  - c. maximum at 13 weeks is 10 lbs.

#### Practice:

Use any dog to show how to do foreleg measures. Use any dog to demonstrate measuring either with a wicket or on a flat surface against a wall.

Use any dog to stand in for a puppy and record the coat markings on a record sheet.

Time \_\_\_\_\_

Puppy # \_\_\_\_\_

AM PM

Sex \_\_\_\_\_

Colour


\_\_\_\_\_

Weight

\_\_\_\_\_

Rear Dew  
Claws?

Y N



Markings

Notes: \_\_\_\_\_

\_\_\_\_\_

Time \_\_\_\_\_

Puppy # \_\_\_\_\_

AM PM

Sex \_\_\_\_\_

Colour


\_\_\_\_\_

Weight

\_\_\_\_\_

Rear Dew  
Claws?

Y N



Markings

Notes: \_\_\_\_\_

\_\_\_\_\_

Time \_\_\_\_\_

Puppy # \_\_\_\_\_

AM PM

Sex \_\_\_\_\_

Colour


\_\_\_\_\_

Weight

\_\_\_\_\_

Rear Dew  
Claws?

Y N



Markings

Notes: \_\_\_\_\_

\_\_\_\_\_

Time \_\_\_\_\_

Puppy # \_\_\_\_\_

AM PM

Sex \_\_\_\_\_

Colour

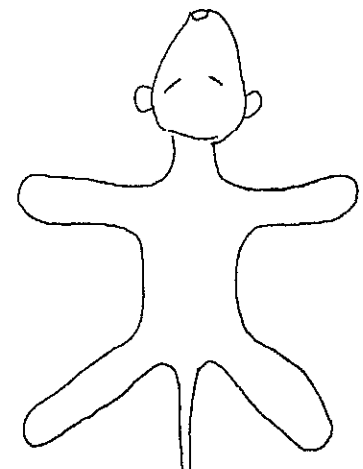
\_\_\_\_\_

Weight

\_\_\_\_\_

Rear Dew  
Claws?

Y N



Markings

Notes: \_\_\_\_\_

\_\_\_\_\_

Litter Information: \_\_\_\_\_

Date of Birth: \_\_\_\_\_

Time \_\_\_\_\_

Puppy # \_\_\_\_\_

AM PM

Sex \_\_\_\_\_

Colour

\_\_\_\_\_

Weight

\_\_\_\_\_

Rear Dew  
Claws?

Y N

Markings

Notes: \_\_\_\_\_

\_\_\_\_\_

Time \_\_\_\_\_

Puppy # \_\_\_\_\_

AM PM

Sex \_\_\_\_\_

Colour

\_\_\_\_\_

Weight

\_\_\_\_\_

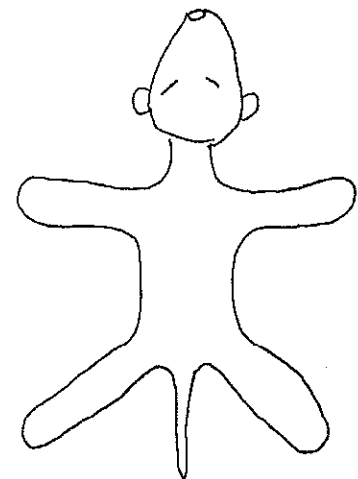



Rear Dew  
Claws?

Y N

Markings

Notes: \_\_\_\_\_

\_\_\_\_\_



Time \_\_\_\_\_

Puppy # \_\_\_\_\_

AM PM

Sex \_\_\_\_\_

Colour

\_\_\_\_\_

Weight

\_\_\_\_\_

Rear Dew  
Claws?

Y N

Markings

Notes: \_\_\_\_\_

\_\_\_\_\_

Time \_\_\_\_\_

Puppy # \_\_\_\_\_

AM PM

Sex \_\_\_\_\_

Colour

\_\_\_\_\_

Weight

\_\_\_\_\_

Rear Dew  
Claws?

Y N

Markings

Notes: \_\_\_\_\_

\_\_\_\_\_



# Nobel Growth Chart

